

# OHS FFY 2026 Grant Funding Process

March 27<sup>th</sup>, 2025  
CCRI, Lincoln Campus




# OHS Staff Contact Information

- Gabrielle M. Abbate, Administrator for Policy & Community Affairs
  - [Gabrielle.abbate@dot.ri.gov](mailto:Gabrielle.abbate@dot.ri.gov) 401-563-4490
- James Barden, Program Coordinator
  - [James.barden@dot.ri.gov](mailto:James.barden@dot.ri.gov) 401-563-4059
- Kelsey Santos, Program Coordinator
  - [Kelsey.santos@dot.ri.gov](mailto:Kelsey.santos@dot.ri.gov) 401-563-4406
- Joseph Amoroso, Program Coordinator
  - [Joseph.amoroso@dot.ri.gov](mailto:Joseph.amoroso@dot.ri.gov) 401-563-4578
- Sandra Marinucci, Program Coordinator
  - [Sandra.Marinucci@dot.ri.gov](mailto:Sandra.Marinucci@dot.ri.gov) 401-563-4407
- Justine Cote, Program Coordinator
  - [Justine.Cote@dot.ri.gov](mailto:Justine.Cote@dot.ri.gov) 401-563-4360
- Colonel Richard Sullivan, Retired: Law Enforcement Liaison
  - [Richard.Sullivan@risp.gov](mailto:Richard.Sullivan@risp.gov) 401-323-0494
- Chief Sean Corrigan (Retired), Traffic Safety Liaison
  - [Sean.Corrigan.CTR@dot.ri.gov](mailto:Sean.Corrigan.CTR@dot.ri.gov) 401-677-8350

## ZERO FATALITIES

- Reduce # of roadway fatalities & serious injuries
- Reduce # of roadway crashes & severity



# Annual Grant Application (AGA)

August 2024

DANIEL MCKEE  
Governor

PETER ALVITI, JR, PE  
Director



State of Rhode Island

## Highway Safety Plan

## Annual Grant Application

Federal Fiscal Year 2025



PREPARED FOR  
U.S. Department of Transportation  
National Highway Traffic Safety Administration

PREPARED BY  
Rhode Island Department of Transportation  
Office on Highway Safety  
Two Capitol Hill  
Providence, RI 02903



# Grant Funding Process

HS-1  
Application  
Submitted



RIDOT  
Review  
(June and July)



Grant is  
Funded

- Problem Identification using data
- Develop your project with measurable results
- Application Deadline: **May 24<sup>th</sup>**

Applications evaluated based on:

- Clear goal(s) and objective(s)
- Potential for Impact
- Measurable Results
- Past Performance
- Reporting Results

- Suitable/appropriate projects are funded following HSP approval by NHTSA. (Typically, on or around **October 1<sup>st</sup>** of new fiscal year)

- We are a “pass through” agency
- Follow Federal fiscal time frame
- October 1<sup>st</sup> through September 30<sup>th</sup>
- Must receive award letter with Purchase Order to begin

# Required Documents Must be Signed

- HS-1 Application
- Risk Assessment (**Including UEI number**)
- Certifications and Assurances (being revised)
- Submit Grant Package to:

[dot.hs1grants@dot.ri.gov](mailto:dot.hs1grants@dot.ri.gov)

and copy assigned Program Coordinator

- **Submit by May 24<sup>th</sup>, 2025**
- After initial award, a FFATA form will be needed

# BUDGET PAGE AND NARRATIVE

\$ Detailed expenses

\$ Bulleted Deliverables

\$ Indirect Costs


\$ Match

\$ Equipment Requests (not in 2026)



# SAMPLE 2026 HS-I APPLICATION-BUDGET PAGE

**\*\*Don't touch formulas in cells\*\***

FFY 2026 Community Program or State Agency HS1		<input type="checkbox"/> INITIAL	<input type="checkbox"/> REVISED	Date:
		Rhode Island Department of Transportation		
		Office on Highway Safety		
		Two Capitol Hill, Suite 150 A		
		Providence, Rhode Island 02903		
		Email to: <a href="mailto:DOT.HS1grants@dot.ri.gov">DOT.HS1grants@dot.ri.gov</a>		
<b>CONTACT INFORMATION:</b>				
Program Title:				
Name of Organization:			Website:	
Address:				
Town/City/ State / Zip:				
Applicant Name:			UEI #	
Phone Number:			Email:	
<b>DIRECT PROGRAM COSTS/NHTSA FEDERAL FUNDS APPLYING FOR:</b>				
<b>PERSONNEL SERVICES (TITL</b>	<b>NAME</b>	<b>HOURS</b>	<b>RATE</b>	<b>BUDGET</b>
				\$0.00
				\$0.00
				\$0.00
				\$0.00
				\$0.00
<b>TOTAL PERSONNEL SERVICES</b>				<b>\$0.00</b>
<b>PROGRAM MATERIALS (DIRECT)</b>		<b>QTY</b>	<b>RATE</b>	<b>BUDGET</b>
				\$0.00
				\$0.00
				\$0.00
<b>TOTAL PROGRAM MATERIALS</b>				<b>\$0.00</b>
<b>FINANCIAL/EVALUATION SERVICES</b>		<b>QTY</b>	<b>UNIT COST</b>	<b>AMOUNT</b>
Enter Item				\$0.00
<b>TOTAL EVALUATION SERVICES</b>				<b>\$0.00</b>
Enter federally approved indirect cost rate (provide a copy of your letter with this application), if none exists then the 15% de minimus rate will apply. If you request less than 15% please provide an explanation laying out your costs.				
Indirect Cost Rate			15%	
<b>TOTAL INDIRECT COSTS</b>				<b>\$0.00</b>
<b>REQUIRED 20% MATCH</b>				<b>\$0.00</b>
<b>TOTAL BUDGET:</b>				<b>\$0.00</b>
<b>SIGNATURES</b>				
Project/Grant Manager (print name)		Signature	Date:	
Organization/Agency Authorizing Official (print name)		Signature	Date:	
Gabielle Abbate, Chief, Office on Highway Safety			Date:	

Don't forget date

Please be sure to fill in **all** information here, your UEI # can be found on last year's application

We are encouraging 15% IC, if your organization needs less or a different amount, that will require documentation with our office

Don't forget to include ALL signatures



# SAMPLE 2026 HS-1 APPLICATION: NARRATIVE

FFY 2026 Community Program or State Agency HS-1 Narrative Summary  
Rhode Island Department of Transportation Office on Highway Safety  
Two Capitol Hill, Suite 150 A, Providence, RI 02903  
Email to: [DOT.HS1grants@dot.ri.gov](mailto:DOT.HS1grants@dot.ri.gov)



CONTACT INFORMATION:			
Program Title:			
Name of Organization:		Website:	
Address:			
Town/City/ State / Zip:			
Phone Number:		UEI #	
Grant Manager:		E-mail:	
Legal Organization Agency Person:		Email:	
Has your agency been awarded and OHS grant in the past?			

Describe the project proposed for funding in the five sections below. Use of bullet points is recommended to simplify the review process.

## Project Goal

By September 30, 2026, what will your project accomplish?

- > State the goal of this project in 2-3 sentences. Include the emphasis area(s) to be addressed and the target audience benefiting from this project. Base it on the data-driven problem identified.

## Problem Identification

What safety problem is being addressed, provide DATA documenting the safety problem

- > State the problem this project plans to address in 2-3 sentences including a connection to an emphasis area(s).
- > Document the safety problem using available recent (last 5 years) data.
- > Rhode Island's [Triennial Highway Safety Plan](#) is one source of recent safety data that can support Problem Identification.

## Promised Program Deliverables:

Create a bulleted list of specific deliverables this program (3-5 bullets minimum) will report on each month or quarterly. Deliverables should have a timeline. The final outcomes of these deliverables should also be included in your year end report.

FFY 2026 Community Program or State Agency HS-1 Narrative Summary  
Rhode Island Department of Transportation Office on Highway Safety  
Two Capitol Hill, Suite 150 A, Providence, RI 02903  
Email to: [DOT.HS1grants@dot.ri.gov](mailto:DOT.HS1grants@dot.ri.gov)

## Measuring Progress

Evaluations are **REQUIRED** for all grant awards. Describe your evaluation tool in detail. What is the tool? When will it be used? How will it measure progress?

- > Evaluations are **MANDATORY** for all projects. Evaluations are separate from monitoring visits.
- > Possible evaluations tools may include (not limited to): surveys, pre/post questionnaires, or outside evaluators.
- > Blank Evaluation tools **MUST** be included in the project budget. (Could be a pre/post survey, but a tool that will be used for your 2026 grant deliverables. Please describe that budget line in the budget narrative below.

## Budget Narrative Description

How awarded funds will be spent

- > Provide a brief and concise description of your total funds requested. Explain how each funding line will support your program.
- > Personnel, Direct Expense, Evaluation Tools
- > Include the source(s) of your match and indirect.

**Refer to your handout to better see each section's requirements**

**\*\*Narrative will continue to be on your organization's letterhead\*\***


- Application and forms are now on RIDOT's website via the link below:

<https://www.dot.ri.gov/safety/>

- Please download the application and forms
- Save to your desktop to work on until ready to submit

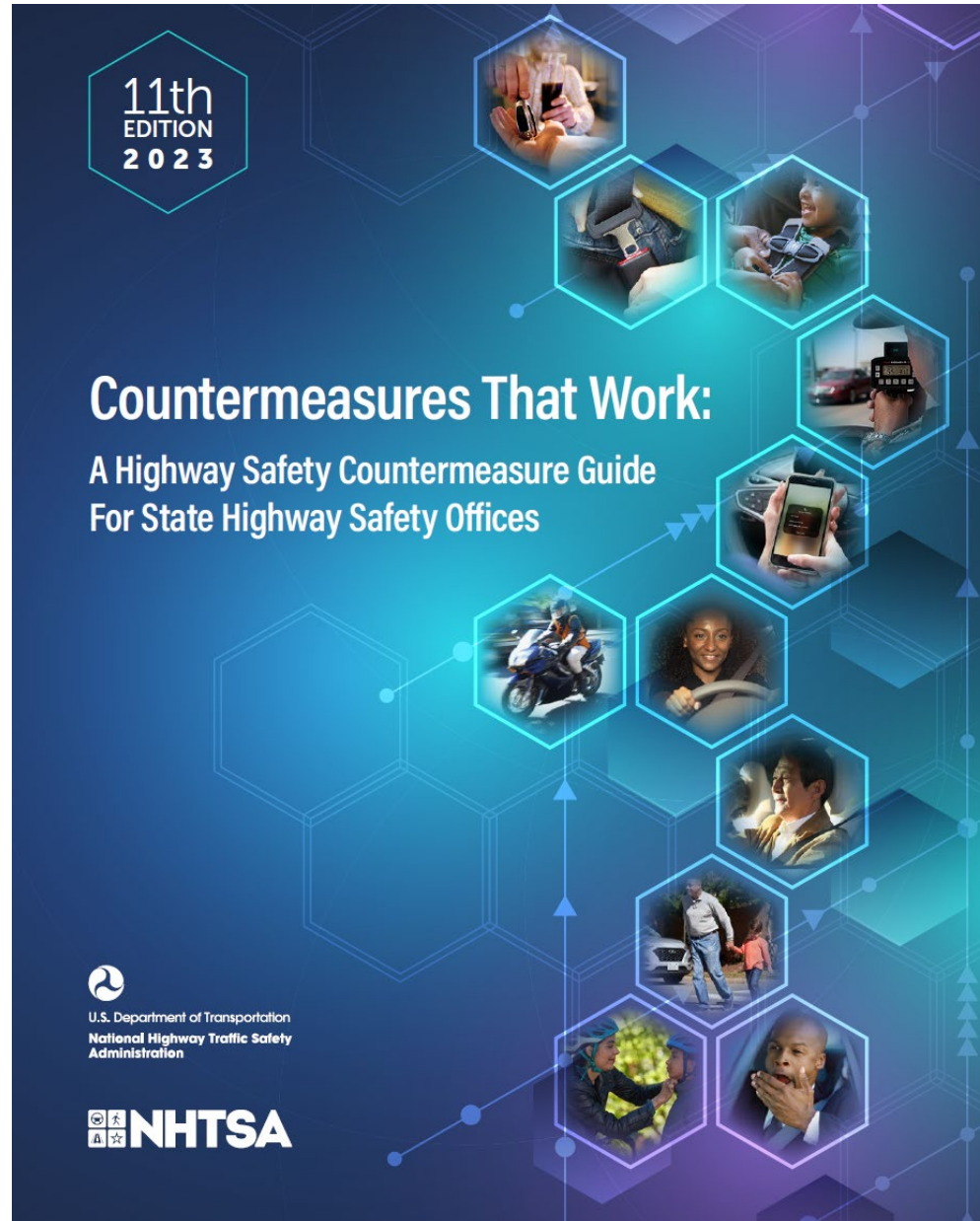
# Program Area: Problem Identification

- Sufficient current data with a clear link to projects selected for the fiscal year (for innovative, research based and proven programs)
- Make the linkage from problem ID, to target, to countermeasure, to planned activity



# Countermeasures that work

**Your narrative must include at least 1 countermeasure with 3 or more stars**



# 5 W's

- Who?
- What?
- Where?
- When?
- Why?



- **REQUIRED: Evaluation Component**

# INDIRECT COSTS-ALLOWABLE EXPENSES

Indirect costs are costs incurred by an organization that are not readily identifiable with a particular project or program but are nevertheless **necessary** to the operation of the organization and the performance of its programs.

**Which expenses are normally treated as an indirect cost? Here are some examples:**

- Salaries
- expenses for auditing
- accounting personnel and payroll personnel
- Utility bills, rent, wireless etc.
- Office supplies

**Companies, organizations, and agencies must bear these charges to keep running smoothly regardless of the products or programs they maintain.**

# MATCH FUNDS-ALLOWABLE EXPENSES

Match is the proof and backup that your program provides in your invoices that demonstrates your investment in your program that **isn't included for reimbursement** through your grant

Examples of Match include:

- Volunteer hours (soft match)
- In-kind donations
- Salary hours that aren't on your grant (payroll, accounting, administration etc.)
- Rent, utilities, supplies etc.

Please remember that anything you use as match on your grant with us cannot be used as match in any another federal grant





# Upon Approval

- HS1= Contract Between Agency, OHS, & RIDOT
- Expectation to Meet Promised Deliverables
- **Must Submit Accurate & Detailed Monthly Reports**
  - Due by the 15<sup>th</sup> of the Following Month
  - Regardless of Activity
  - **3 or more months with no invoices submitted may result in termination of funds**
- We are Here to Assist You at All Stages

## Monthly Program Invoices

- Financial Reporting Training will be held once funds are awarded, before your first FY26 invoice is due
- Key word “Reimbursable” (No Prepaid or Deposits \$)
- Need backup for all costs
  - Timesheets, receipts, canceled checks, quotes Buy America, etc.
- Include social media posts, photos from events etc. with monthly invoices (Tag RIDOT!)

# Fiscal Year Expectations

- Don't wait till the end
- No charges /expenses after September 30th
- Stick to your bulleted deliverables and line items from your HS-1
- Send invoices to:

[dot.accountspayable@dot.ri.gov](mailto:dot.accountspayable@dot.ri.gov)

- Monitoring visits (2x a year)
- Traffic Safety Coalition Meetings: 4 required

# Year-End Report

- Completes the grant cycle
- Identifies successes & areas for improvement
- This report is **due** with your final invoice on **October 15<sup>th</sup>**

# Emphasis Areas

- Impaired Driving
- Speeding
- Pedestrians
- Distracted Driving
- Bicyclists
- Occupant Protection
- Motorcycles
- Traffic records
- Older drivers
- Young drivers



- **Measure Vehicle Safety Standards**
- **Identify Traffic Highway Safety Challenges**
- **Measure the Effectiveness of Highway Safety Programs**

# Program Coordinator/FARS Analyst: Joseph Amoroso

2024 Motor Vehicle Related (FARS Reported) Fatalities- Preliminary Data 01/01/2024 through 12/31/2024								
Category			Seat Belt Compliance					
Person Type		%	Yes	%	No	%	Unknown	%
Motor Vehicle Occupants-Fatalities	25	48.08%	10	40.00%	15	60.00%	0	0.00%
			Helmet Compliance					
			Yes	%	No	%	Unknown	
Motorcyclists-Fatalities	8	15.38%	3	37.50%	5	62.50%		0.00%
ATV-Fatalities	0	0.00%						
Pedestrians-Fatalities	13	25.00%						
Bicyclists-Fatalities	5	9.62%	1	20.00%	4	80.00%		
Personal Conveyances-Fatalities	1	1.92%						
<b>Total Fatalities</b>	<b>52</b>	<b>100.00%</b>						
<b>Fatalities as of this date in 2023=</b>	<b>71</b>							
<b>Fatalities as of this date in 2022=</b>	<b>52</b>							
<b>Fatalities as of this date in 2021=</b>	<b>63</b>							
<b>Fatalities as of this date in 2020=</b>	<b>67</b>							
<b>Fatalities as of this date in 2019=</b>	<b>57</b>							
<b>Fatalities as of this date in 2018=</b>	<b>57</b>							
<b>Fatalities as of this date in 2017=</b>	<b>84</b>							
<b>**RIDOT is tracking crashes involving serious injuries. They may be added in the future if the status changes to fatal.</b>								



## Distracted Driving, Legislation & Media

- **Distracted Driving Goal:**
  - Increase # of respondents never talking while driving from 52.5% to 75%
- Distracted Driving Law Enforcement patrols supported by OHS
- April is National Distracted Driving Month



## Impaired Driving Goals:

- Decrease the five-year average impaired driving fatalities below 25 (2018 to 2022 average).
- Increase perception of being arrested by law enforcement after drinking and driving “always” or “nearly always” from 50 percent in 2019 to 60%.
- Increase recognition of DSoGPO impaired driving enforcement slogan from 52 percent in 2019 to 65%.

## Alcohol-Impaired Driving Fatalities\*\*: Rhode Island , U.S. and Best State

Year		Total Fatalities in all Crashes	Alcohol-Impaired Driving Fatalities (BAC = .08+)		
			Number	Percent	Per 100 Million VMT
2017	Rhode Island	84	35	41	0.43
	US	37,473	10,880	29	0.34
	Best State*			19	0.14
2018	Rhode Island	59	22	38	0.28
	US	36,835	10,710	29	0.33
	Best State*			19	0.16
2019	Rhode Island	57	24	41	0.31
	US	36,355	10,196	28	0.31
	Best State*			15	0.12
2020	Rhode Island	67	28	42	0.41
	US	39,007	11,718	30	0.40
	Best State*			20	0.18
2021	Rhode Island	63	24	39	0.32
	US	42,939	13,384	31	0.43
	Best State*			20	0.23

**2022 52 Total Fatalities 43%- Alcohol Related**

**2023 71 Total Fatalities 29%- Alcohol Related**

**2024 52 Total Fatalities 40%- Alcohol Related**

# Occupant Protection, Pedestrian & Bicycle Safety

What are our goals? There are many for these emphasis areas!

Some big ones:

1. Reduce Unrestrained, Pedestrian & Cyclist Fatalities
2. Surpass a seat belt usage rate of 90% (90.5% achieved in 2024)

# Program Coordinator: Kelsey Santos

## 2024 Occupant Protection FARS Data:


- 25 total Motor Vehicle fatalities
- No seatbelt (driver/passenger): 15/25 (60%)
- WORE SEAT BELT: 9/25 (25%)

## 2024 Bicycle FARS Data :

- 5 bicyclist fatalities
- 4 out of the 5 were not wearing a helmet

## 2024 Pedestrian FARS Data:

- 13 Pedestrian Fatalities
- 10 out of the 13 (77%) were struck by a truck or SUV
- Youngest: 21 years old
- Oldest: 88 years old
- Average Age: 59 years old
- 3 out of 13 (23%) were struck during daylight hours
- 6/13 (46.1%) occurred during dark lighted hours



## SENIORS: People aged 60 or greater

Drivers, Passengers, Motorcyclists, Pedestrians and Bicyclists

*Combined 3-year data trends for 2022, 2023, and 2024*

- Automobile Operators:
  - 26/94 (27.65%)
- Automobile Passengers:
  - 6/25 (24%)
- Motorcycle Operators:
  - 4/34 (11.76%)
- Motorcycle Passengers:
  - None
- Bicyclists: 1/7 (14.28)
- Pedestrians: 19/32 (59.37%)

# SPEED

- Speeding is a problem
- In 2024 in RI 66.6% of all automobile and motorcycle crashes speed was a factor.
- Why do we speed?

Everyone Speeds

## Consider These Behavioral Factors

We Drive the Way We Are as People

Social Pressure Drives Us All

The “Hurried” lifestyle...

The perception – “it will not happen to me...”



### NHTSA's Countermeasures That Work:

<https://www.nhtsa.gov/book/countermeasures/countermeasures-that-work>



## Young Drivers



In 2024 4 deaths occurred on our RI roadways involving Young Drivers (15-20yrs)

3 Operators and 1 Passenger

- Involve youth in the conversation and get them engaged- their voice counts!
- October 19<sup>th</sup>- October 25<sup>th</sup> Teen Driver Safety Week

## Motorcycles:



### 2023 RI Motorcycle Data:

27% of the Motorcycle Operators who died in crashes had a BAC  $\geq$  .08

79% of the Motorcycle Operators who died in crashes were Speeding.

67% of the Motorcycle operators who died in crashes were not wearing a helmet.

56% of the Motorcycle Operators died in single vehicle crashes.

A total of 8 motorcycle fatalities in 2024.

62% of those were not wearing helmets.

75% did not have a valid motorcycle license.

# Law Enforcement Liaison Update: Richard Sullivan

- **SFST and DRE Coordinator**
- **Conducts ARIDE, Work zone, TIMS, TOPS, Distracted Driving and Crossing Guard Trainings throughout the year**
- **TSC : mandatory for all subrecipients**
- **Community Outreach**



# Thank you!



Thank you for all your hard work & dedication to keep Rhode Island's roadways safe!




We can't do this alone; we need your help!




We are here to provide any assistance we can

# Resources



Countermeasures  
That Work



Traffic Safety Marketing



Traffic Safety Institute

# Evaluation QR Code:

**Please take a moment to complete  
our survey:**



Break out discussion with your  
assigned Program Coordinator